



GUJCOT TRADE ASSOCIATION

WEEKLY REPORT 28-Aug-2021

Market Movement from 23rd Aug 2021 to 28th Aug 2021

- This week NY December future consolidated steadily and closed with 174 points weekly gain.
- US Export sale was also decent with new commitment of 2,59,400 Bales for current year and 67,900 bales for next year. But China remained absent in new sales. Good shipments above 2 Lakh bales.
- In reserve cotton auction China sold 100% of offered cotton. Chinese ZCE also remained firm.
- Pakistan KCA spot rate was firm at 13,900 PKR per mound.
- In India, physical cotton market demand remained slow. CCI was not able to find buyers.
- Gujarat spot rate came down below 57,000 Rs per Candy. Now mills are covered and waiting for new crop while investors are eager to sale their stock cotton.
- Indian basis is still strong but at reasonable level between 300 to 470 points. Very few inquiries from abroad at this level.
- Indian rupee got firm between 73.68 to 74.21 against USD.
- Arrivals in north India are increasing.
- Gujarat sowing is slightly lower than last year and Gujarat farmers need a good round of rainfall in near future.



GUJCOT TRADE ASSOCIATION

WEEKLY REPORT 28-Aug-2021

Gujarat District wise Cotton Sowing

Gujarat Districtwise Cotton Sowing Till 23-August-2021			
Kutch	546	Saurashtra	15,577
Kutch	546	Surendranagar	3,337
		Rajkot	1,982
North Gujarat	1,947	Jamnagar	1,294
Banarsakantha	399	Porbandar	41
Patan	461	Junagadh	346
Mehsana	322	Amreli	3,019
Sabarkantha	423	Bhavnagar	2,211
Gandhinagar	204	Morbi	1,812
Aravali	138	Botad	1,382
		Gir Somnath	111
Middle Gujarat	2,953	Devbhumi Dwarka	42
Ahmedabad	975		
Anand	14	South Gujarat	1,484
Kheda	136	Surat	45
Panchmahal	126	Narmada	535
Dahod	3	Bharuch	796
Vadodara	744	Dang	0
Mahisagar	73	Navsari	0
Chota Udaipur	881	Valsad	0
		Tapi	109
TOTAL			22,507
TOTAL (Last Year)			22,734
All Figures in '00 Hectares			
Source :- Agriculture, Farmers Welfare and Co-operation Department Government of Gujarat			



GUJCOT TRADE ASSOCIATION

WEEKLY REPORT

28-Aug-2021

Global

US Weekly Export Sales

- Net UPLAND sales of 245,100 RB for 2021/2022 were primarily for El Salvador (67,100 RB), Turkey (61,100 RB), Pakistan (35,000 RB), Honduras (26,500 RB), and Vietnam (14,900 RB, including 5,200 RB switched from China, 300 RB switched from Japan, and decreases of 1,100 RB).
- For 2021/2022, net UPLAND sales of 67,900 RB were primarily for El Salvador (48,000 RB) and Honduras (18,900 RB).
- UPLAND Exports of 201,700 RB were primarily to Pakistan (42,700 RB), Turkey (29,700 RB), Vietnam (27,200 RB), China (26,000 RB), and Mexico (20,900 RB).
- Net sales of PIMA totaling 14,300 RB were primarily for India (7,600 RB), China (2,200 RB), Turkey (1,700 RB), Peru (1,400 RB), and Thailand (1,000 RB).
- PIMA Exports of 8,000 RB were primarily to China (1,800 RB), Peru (1,500 RB), Honduras (1,400 RB), India (1,200 RB), and Bangladesh (600 RB).

US Export Sales		19-Aug-2021
Marketing Year 2021-22		
Upland Gross Sales		2,49,300
Cancellation		4,200
Net Upland Sales		2,45,100
PIMA Gross Sales		14,300
Cancellation		0
Net PIMA Sales		14,300
Total Gross Sales		2,63,600
Total Cancellation		4,200
Total Net Sales		2,59,400
Shipments		
UPLAND		2,01,700
PIMA		8,000
Total Shipment		2,09,700
Marketing Year 2022-23		
Net Upland Sales		67,900
Net PIMA Sales		0
Total Net Sales		67,900
All Figures in US Running Bale		



GUJCOT TRADE ASSOCIATION

WEEKLY REPORT 28-Aug-2021

Gujarat Spot Rate Weekly Changes						
Variety	Staple Length	Mic.	21-08-21	28-08-21	Change	Change (in Per.)
					W/W	W/W
Shankar 6	29 mm	3.8	57,150	56,600	-550	-0.97%
V-797	13 % Trash		34,800	34,500	-300	-0.87%
MCX Spot Rate			27,080	26,920	-160	-0.59%
USD-INR Exchange			74.38	73.68	-0.70	-0.95%

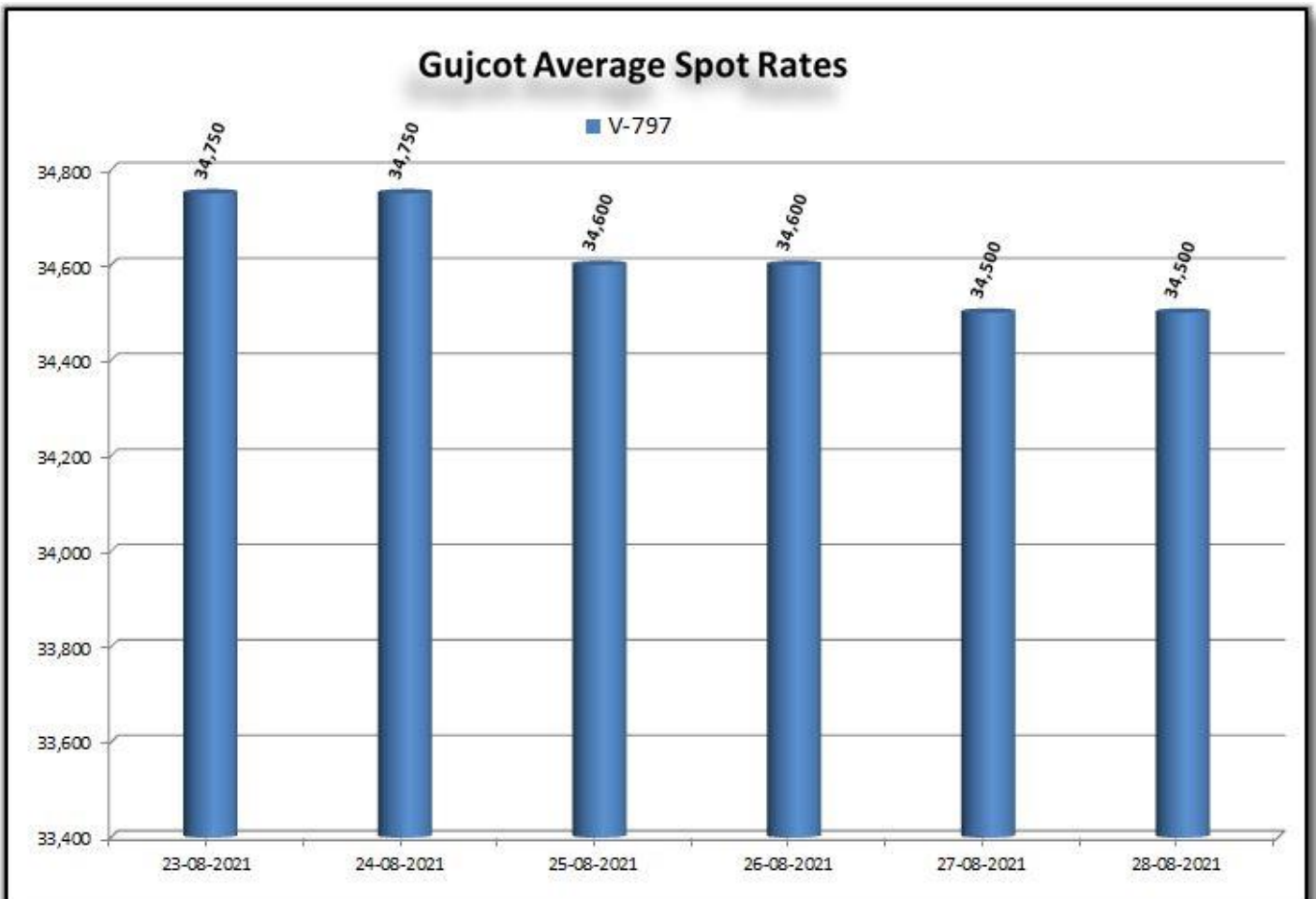
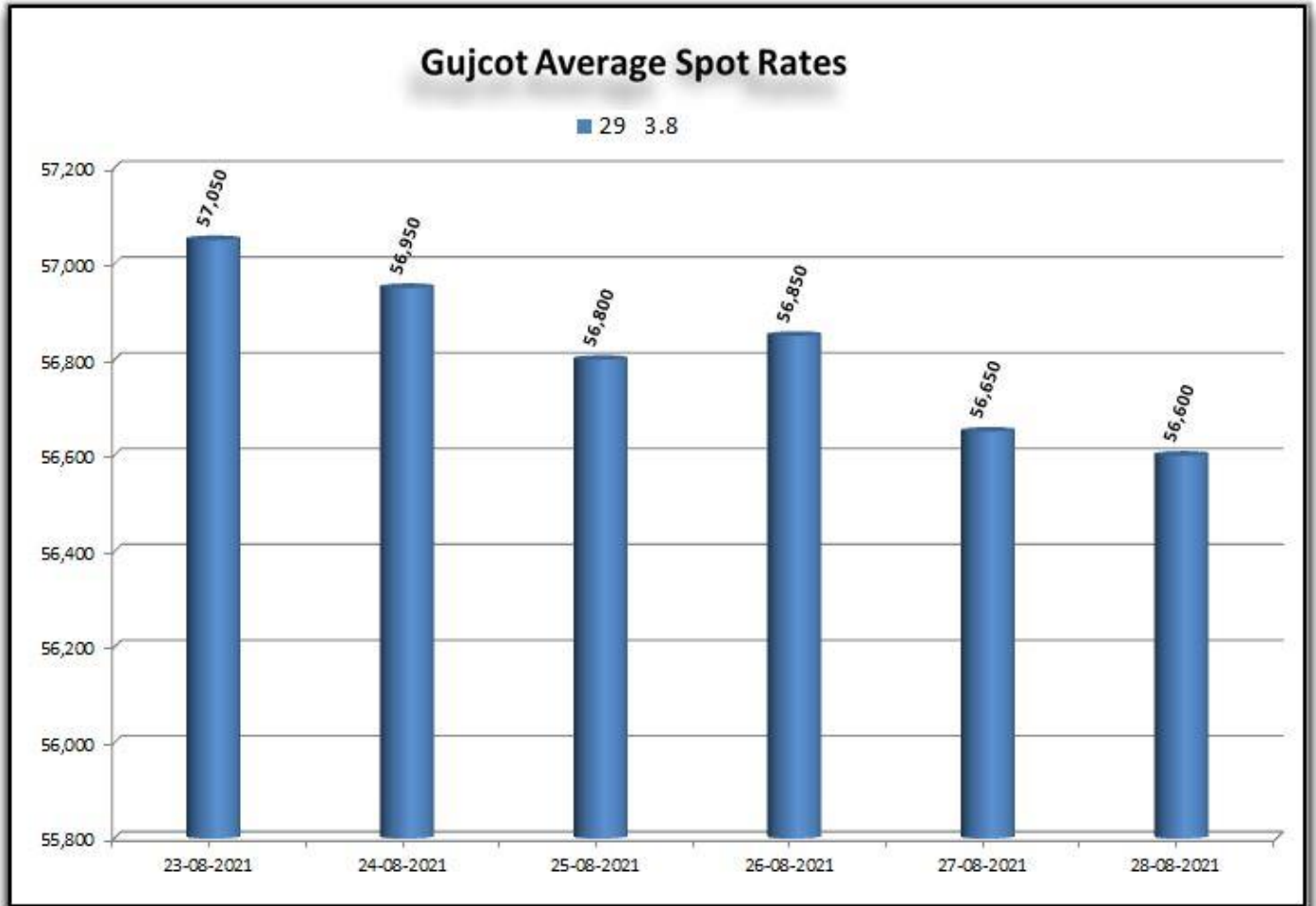
Average Rate of Last week					
Variety	Staple Length	Mic.	Price Range		Average Of 6 Days
			Low	High	
Shankar 6	29	3.8	56,600	57,050	56,817
Shankar 6	28.5	3.7	No Quote	No Quote	No Quote
Shankar 6	28	3.6	No Quote	No Quote	No Quote
Shankar 6	27	3.2	No Quote	No Quote	No Quote
Shankar 6	26	3.0	No Quote	No Quote	No Quote
V-797	13% Trash		34,500	34,750	34,617
MCX Spot Rate			26,950	27,120	26,997
USD Exchange Rate			73.68	74.24	74.04

Rate Of Last Week				
Date	29 3.8	V-797	MCX Spot Rate	USD-INR Exchange
23-08-2021	57,050	34,750	27,120	74.21
24-08-2021	56,950	34,750	26,970	74.19
25-08-2021	56,800	34,600	26,950	74.24
26-08-2021	56,850	34,600	26,960	74.21
27-08-2021	56,650	34,500	26,990	73.68
28-08-2021	56,600	34,500	26,990	73.68



GUJCOT TRADE ASSOCIATION

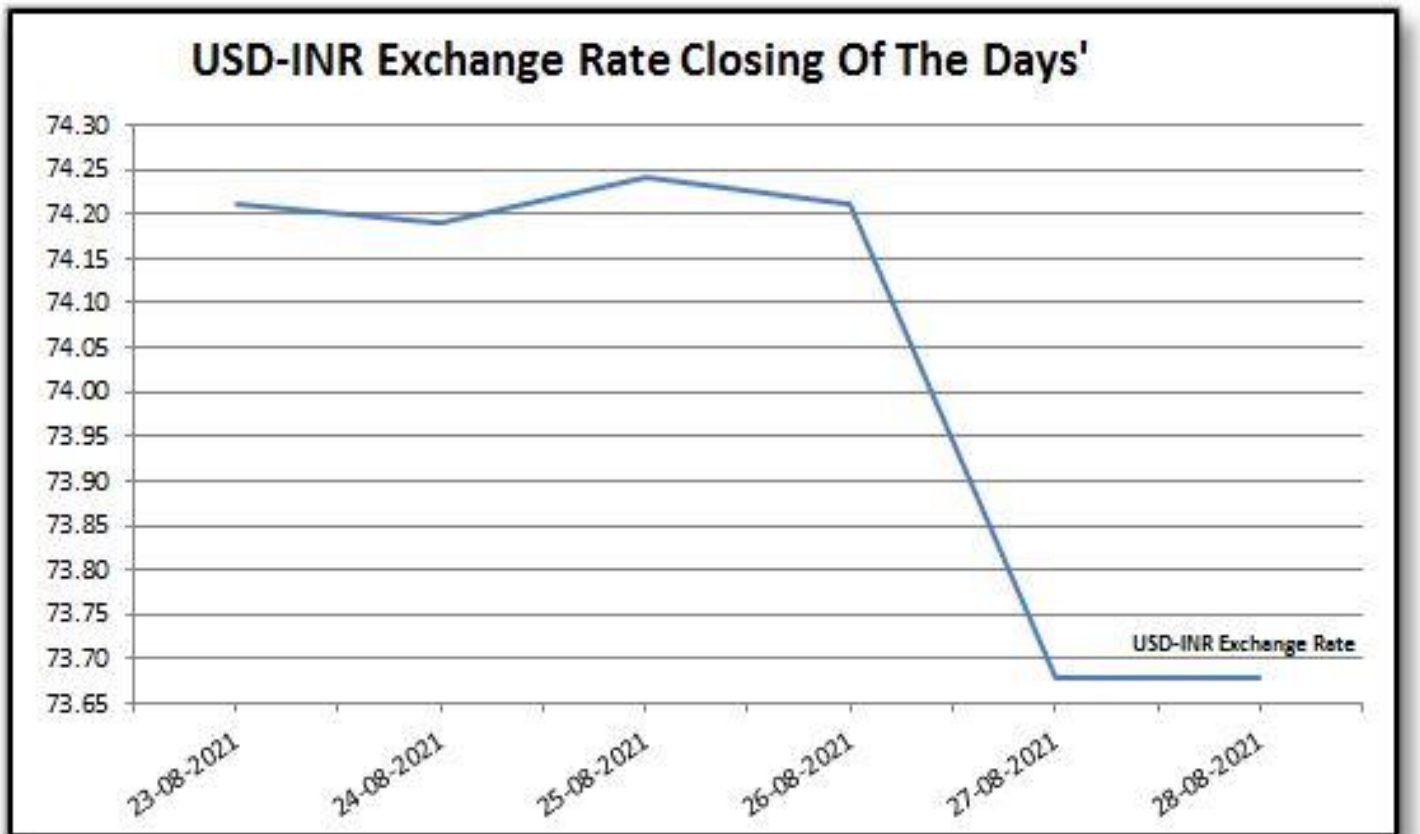
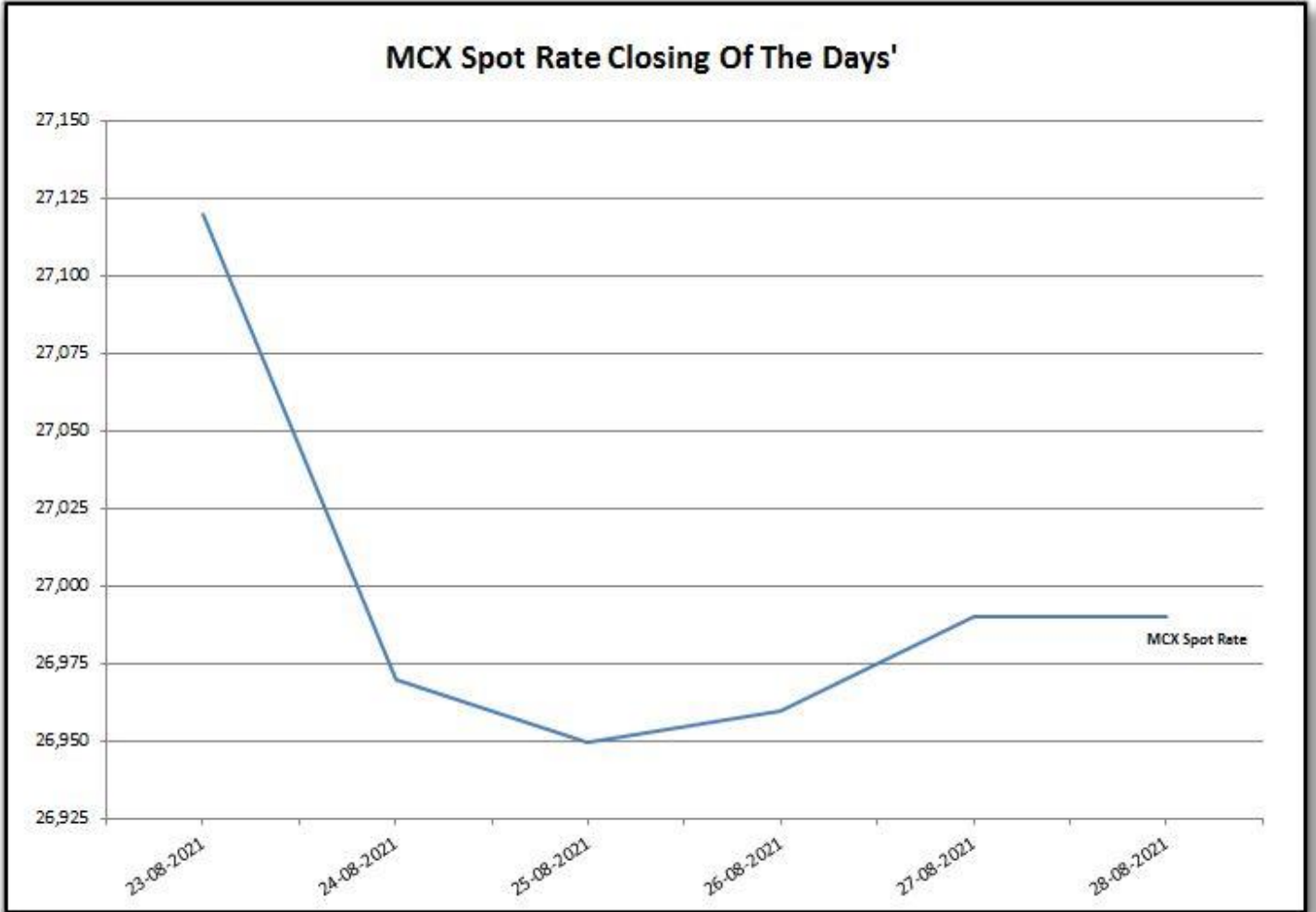
WEEKLY REPORT 28-Aug-2021





GUJCOT TRADE ASSOCIATION

WEEKLY REPORT 28-Aug-2021

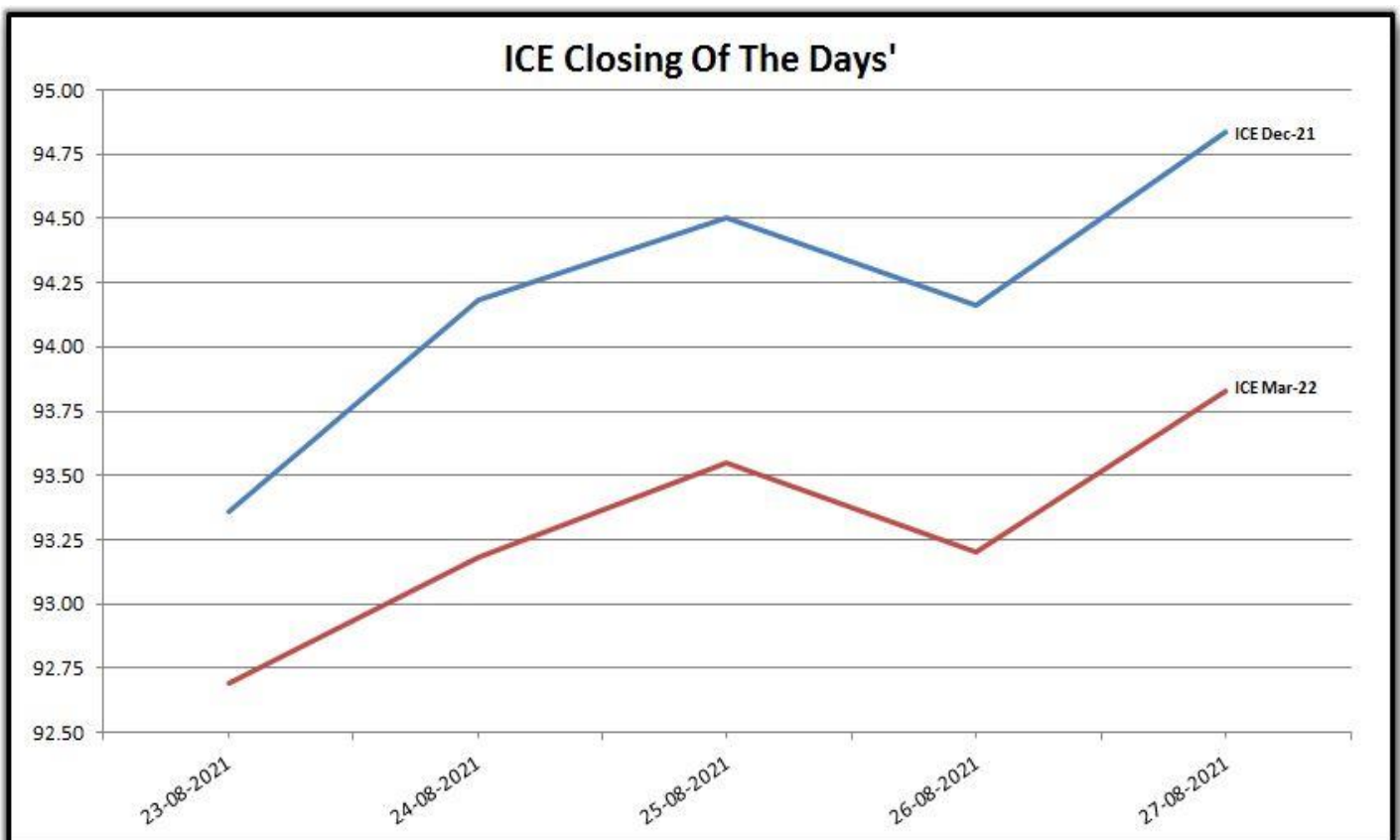
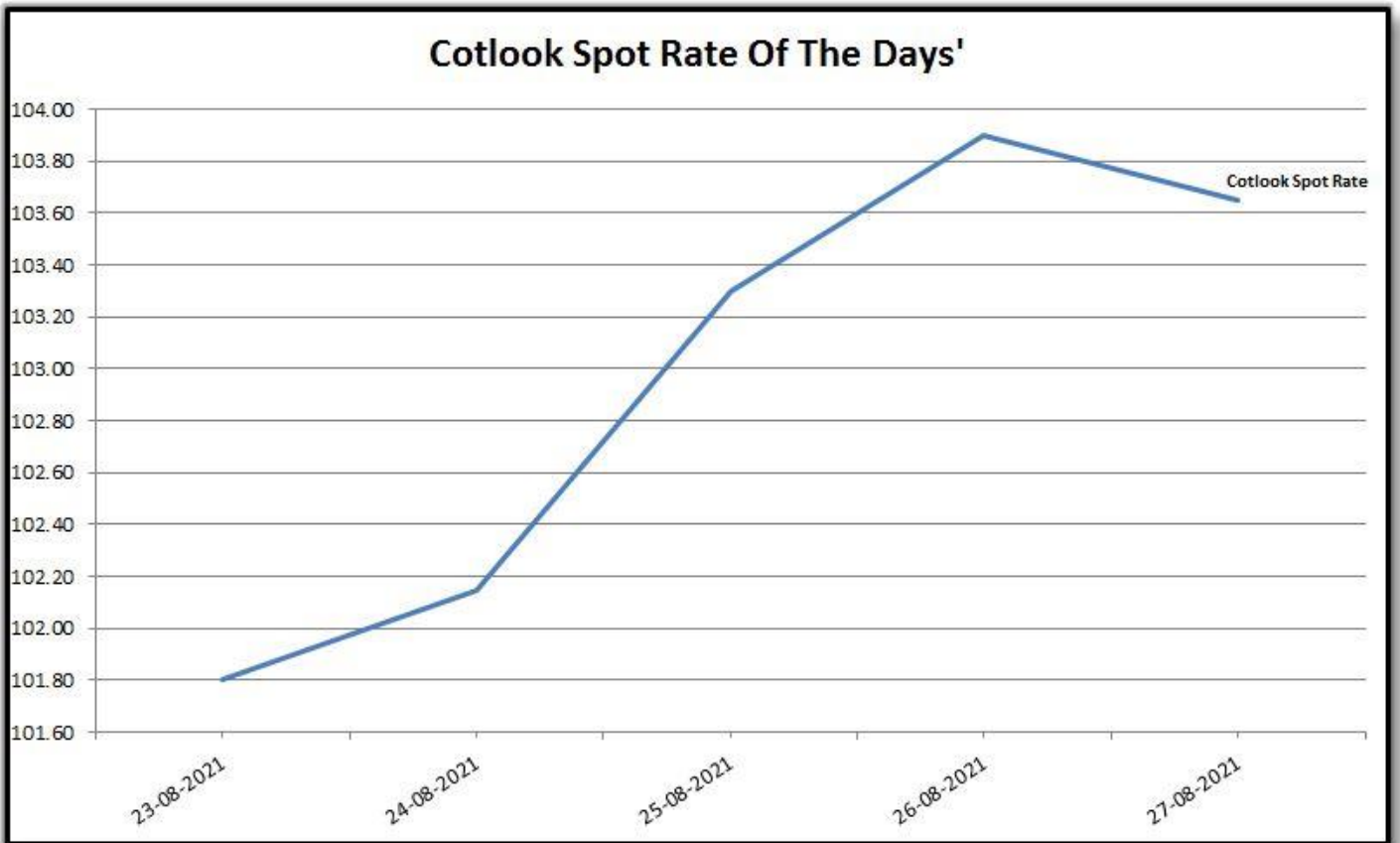




GUJCOT TRADE ASSOCIATION

WEEKLY REPORT 28-Aug-2021

Foreign Indices			
Date	Cotlook	ICE	
	Spot Rate	Dec-21	Mar-22
23-08-2021	101.80	93.36	92.69
24-08-2021	102.15	94.18	93.18
25-08-2021	103.30	94.50	93.55
26-08-2021	103.90	94.16	93.20
27-08-2021	103.65	94.84	93.83





GUJCOT TRADE ASSOCIATION

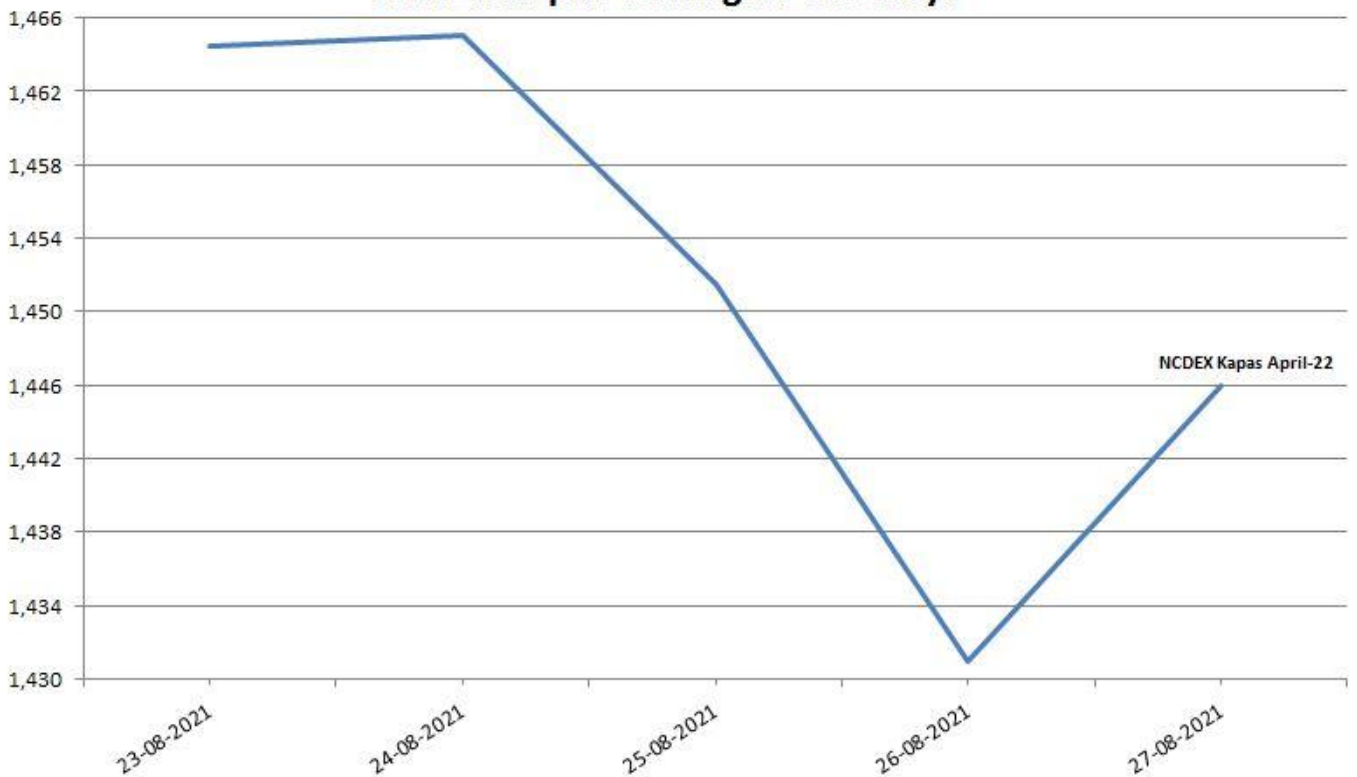
WEEKLY REPORT

28-Aug-2021

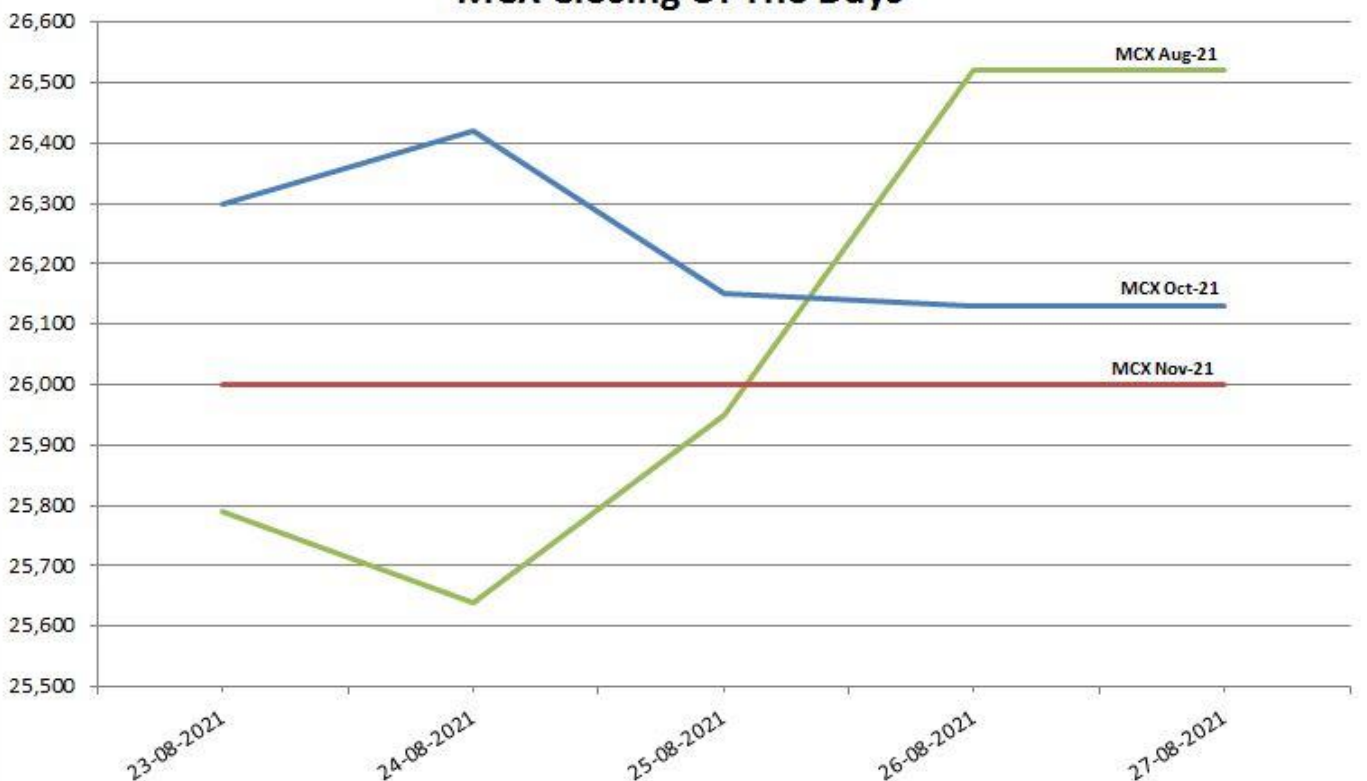
Indian Indices

Date	NCDEX Kapas	MCX		
	April	Aug-21	Oct-21	Nov-21
23-08-2021	1464.50	25,790	26,300	26,000
24-08-2021	1465.00	25,640	26,420	26,000
25-08-2021	1451.50	25,950	26,150	26,000
26-08-2021	1431.00	26,520	26,130	26,000
27-08-2021	1446.00	26,520	26,130	26,000

NCDEX Kapas Closing Of The Days'



MCX Closing Of The Days'





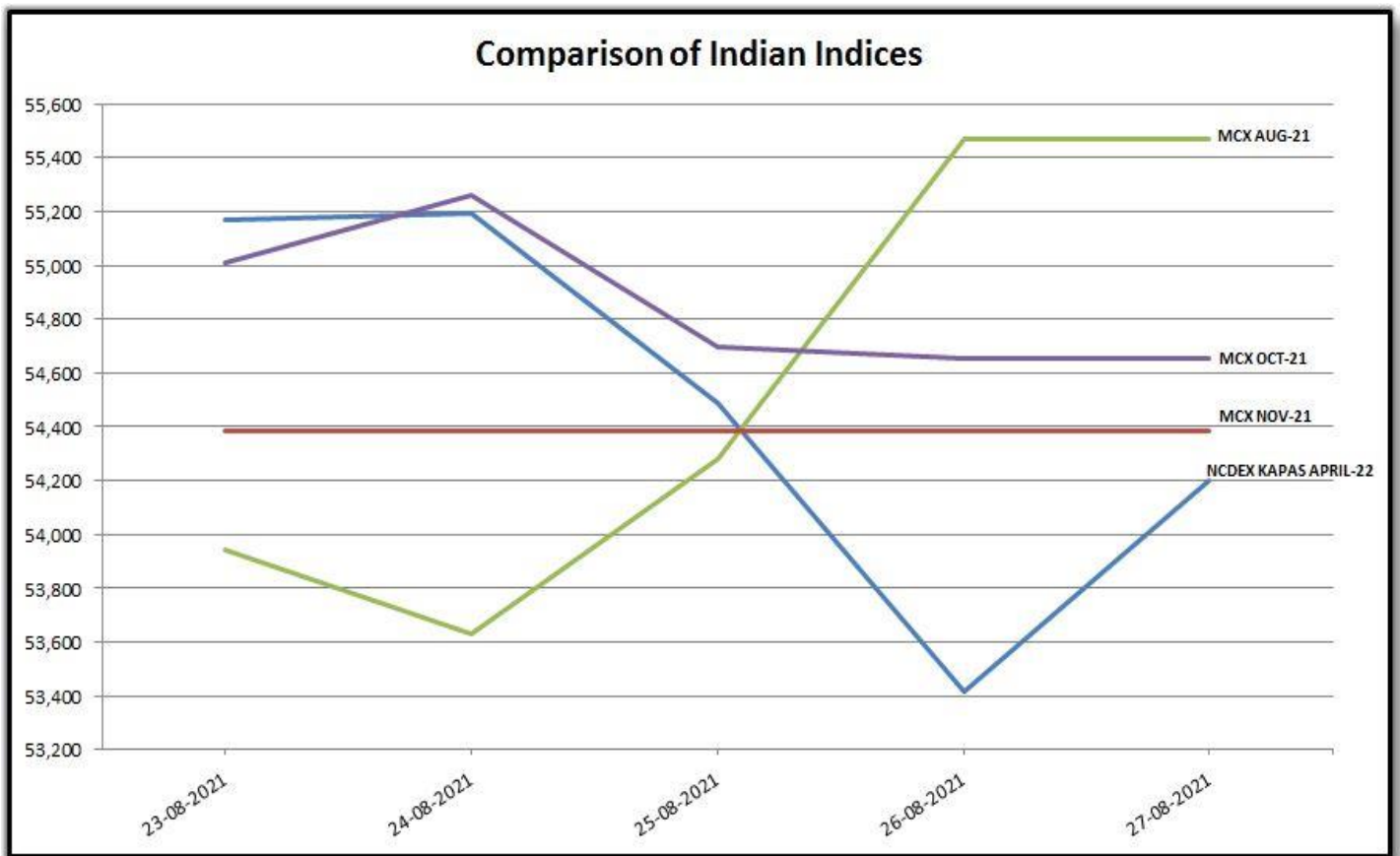
GUJCOT TRADE ASSOCIATION

WEEKLY REPORT 28-Aug-2021

Indian Indices in Candy Rate

Date	NCDEX Kapas	MCX		
	April	Aug-21	Oct-21	Nov-21
23-08-2021	55,170	53,945	55,012	54,384
24-08-2021	55,196	53,631	55,263	54,384
25-08-2021	54,490	54,280	54,698	54,384
26-08-2021	53,418	55,472	54,656	54,384
27-08-2021	54,203	55,472	54,656	54,384

Remark :- For NCDEX Kapas we have taken seed rate 700/20 Kg to convert in Candy.

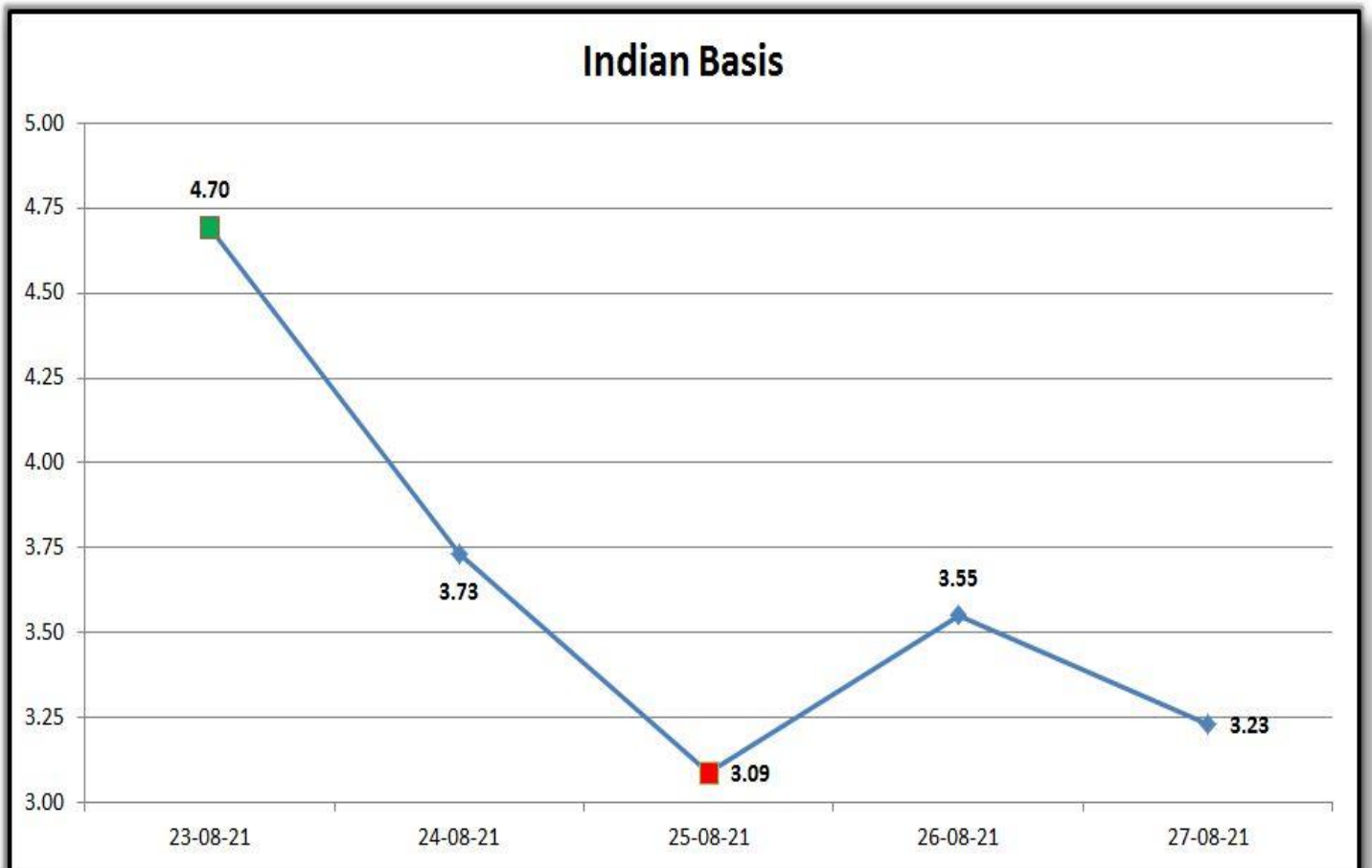




GUJCOT TRADE ASSOCIATION

WEEKLY REPORT 28-Aug-2021

Indian Basis					
DATE	29 MM	USD-INR	CENTS/LB	ICE DEC	BASIS
23-08-21	57,050	74.21	98.06	93.36	4.70
24-08-21	56,950	74.19	97.91	94.18	3.73
25-08-21	56,800	74.24	97.59	94.50	3.09
26-08-21	56,850	74.21	97.71	94.16	3.55
27-08-21	56,650	73.68	98.07	94.84	3.23





GUJCOT TRADE ASSOCIATION

WEEKLY REPORT 28-Aug-2021

IN THE WEEK AHEAD

- Friday at 2:30 p.m. Central – Commitments of Traders
- Monday at 3:00 p.m. Central – Crop Progress and Condition
- Thursday at 7:30 a.m. Central – Export Sales Report
- Thursday at 11:00 a.m. Central – WASDE
- Thursday at 11:00 a.m. Central – Crop Production
- Thursday at 2:30 p.m. Central – Cotton-On-Call

One stop solution for all cotton related reports and information.

Visit <https://www.gujcot.com>. It's updated every day in real time.

You can view

- Gujarat Daily Spot Rate at 5:30 pm and Historical Data
- Gujarat Latest Pressing Report and Historical Data
- Daily Weather Report
- Cotton Advisory Board Balance sheet and Area, Production, Yield reports from cotton season 1991-1992 to 2017-2018 estimate available from Menu->Reports
- All Historical Gujcot Weekly Reports Menu->Reports
- All India Cotton Sowing data
- Gujarat Cotton Sowing District wise Report
- US Export Sales Report
- US Crop Progress Report
- China Cotton Auction Update
- International Cotton Indices and Spot Rates.
- USDA WASDE Report
- ICE Cotton On Call Report
- And All other National & International reports and upcoming events

Report Sponsors:

Click on Sponsor's Logo to visit Sponsor's Website



Axita Cotton Limited

Report prepared by

Milan Rajpara

Manager

Gujcot Trade Association